

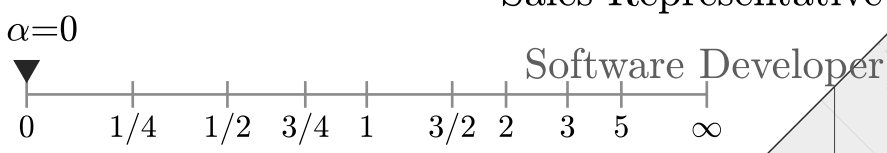
Ω_1 : US Jobs in 2007

Ω_2 : US Jobs in 2018

Divergence contribution $\delta D_{0,\tau}^R$ (%)



Instrument: Rank-Turbulence Divergence

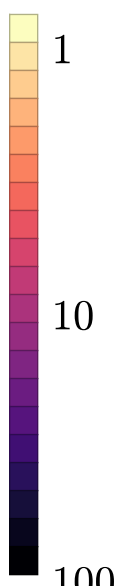


$D_0^R(\Omega_1 \parallel \Omega_2) = 0.085$

$\propto \sum_{\tau} \left| \ln \frac{r_{\tau,1}}{r_{\tau,2}} \right|$

← more frequent

more →



Counts per cell

Rank r for US Jobs in 2007

Rank r for US Jobs in 2018

less frequent →

← less frequent

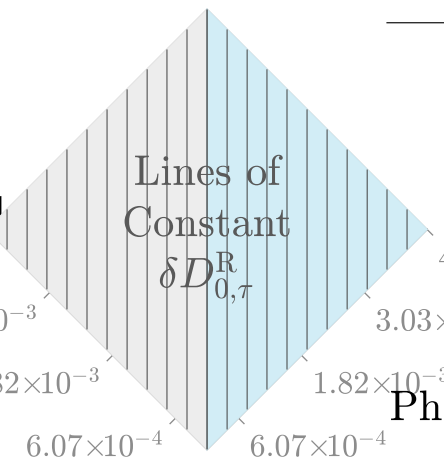
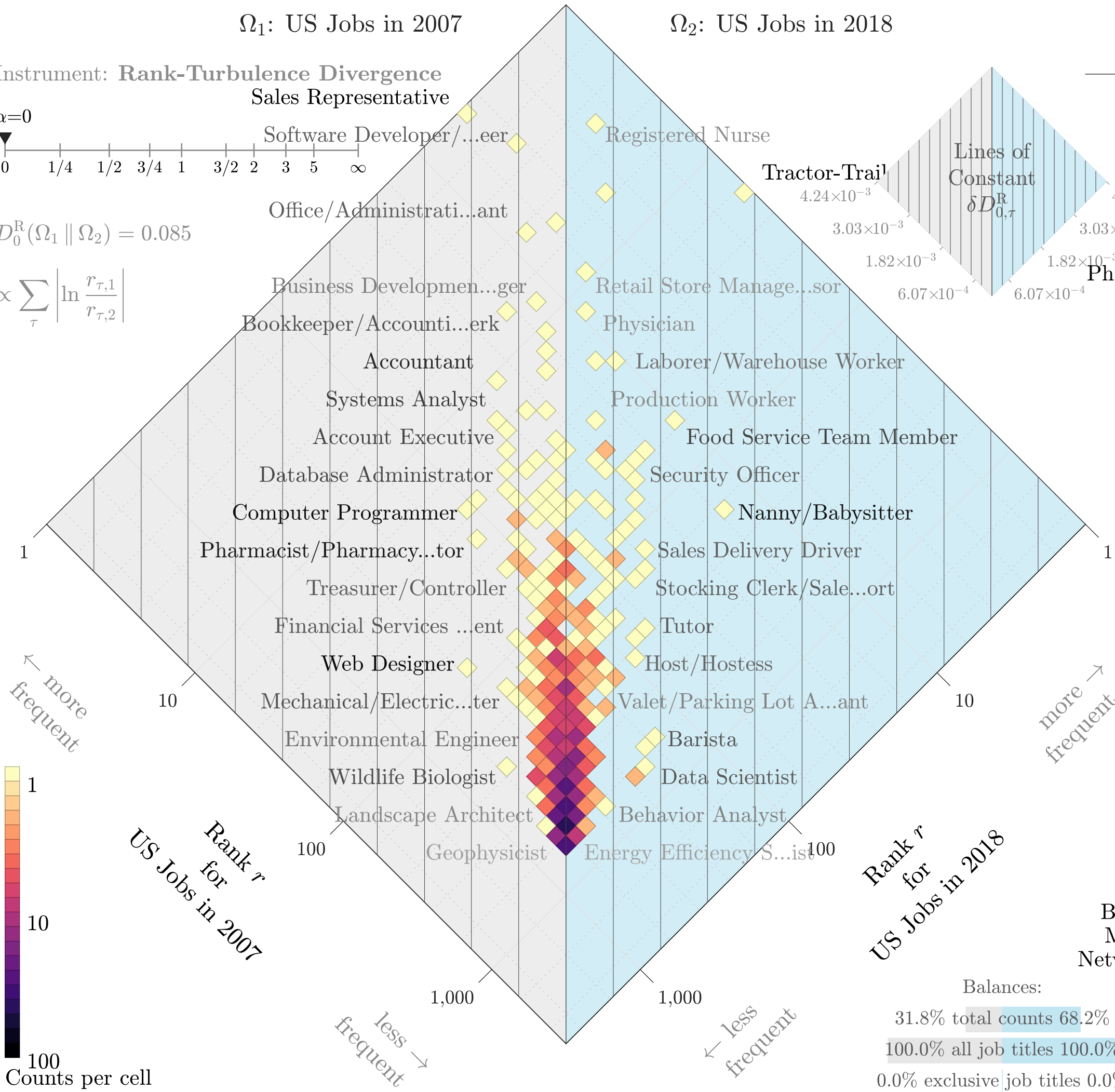


Table of job titles with their corresponding ranks in 2007 and 2018, and divergence contribution. Includes summary statistics at the bottom.

Balances: 31.8% total counts 68.2%, 100.0% all job titles 100.0%, 0.0% exclusive job titles 0.0%

Ω_1 : US Jobs in 2007

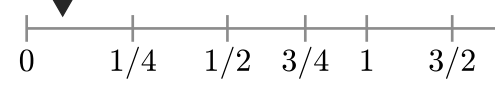
Ω_2 : US Jobs in 2018

Divergence contribution $\delta D_{1/12,\tau}^R$ (%)



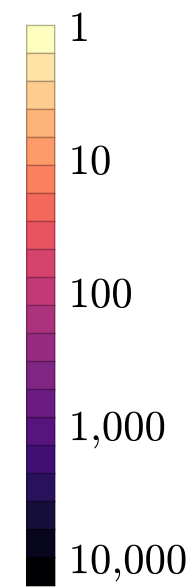
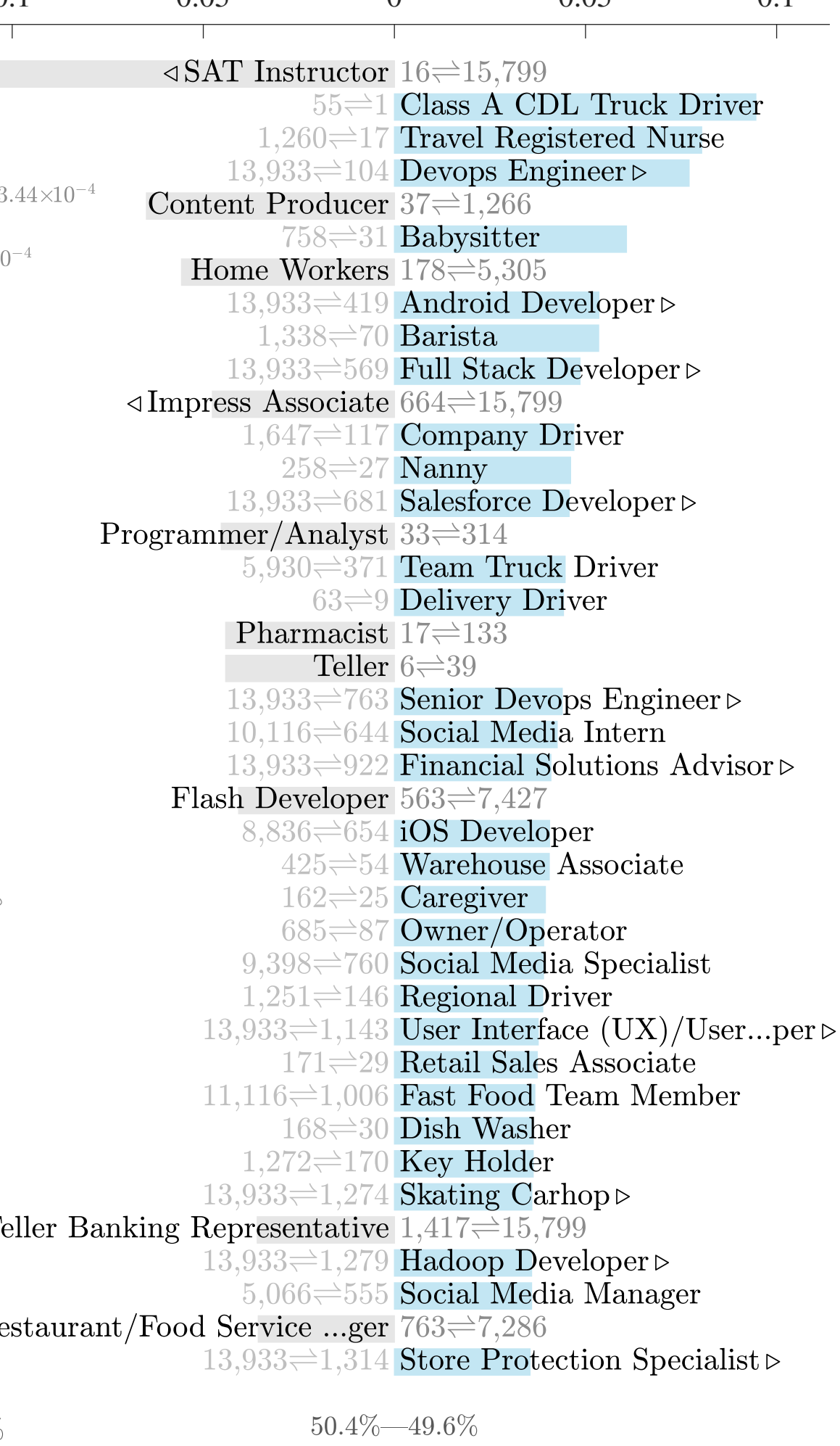
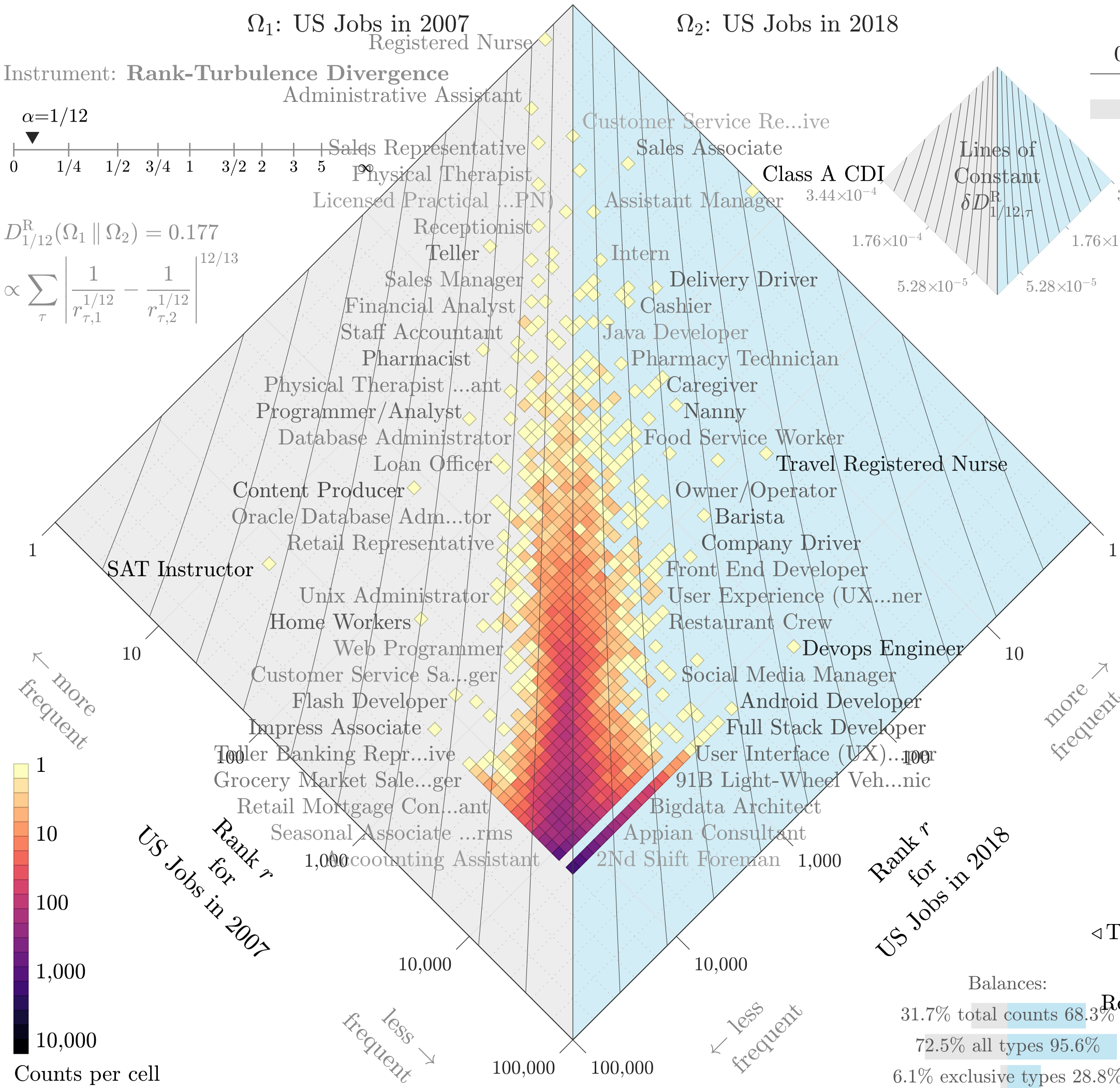
Instrument: Rank-Turbulence Divergence

$\alpha=1/12$



$D_{1/12}^R(\Omega_1 \parallel \Omega_2) = 0.177$

$\propto \sum_{\tau} \left| \frac{1}{r_{\tau,1}^{1/12}} - \frac{1}{r_{\tau,2}^{1/12}} \right|^{12/13}$



Balances:
31.7% total counts 68.3%
72.5% all types 95.6%
6.1% exclusive types 28.8%

50.4%—49.6%

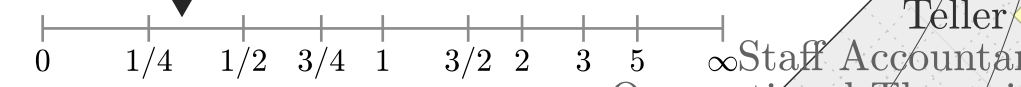
Ω_1 : US Jobs in 2007

Ω_2 : US Jobs in 2018

Divergence contribution $\delta D_{1/3,\tau}^R (\times 10^{-4}\%)$

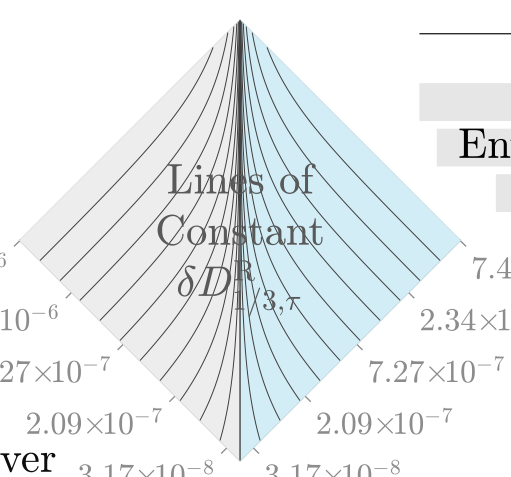
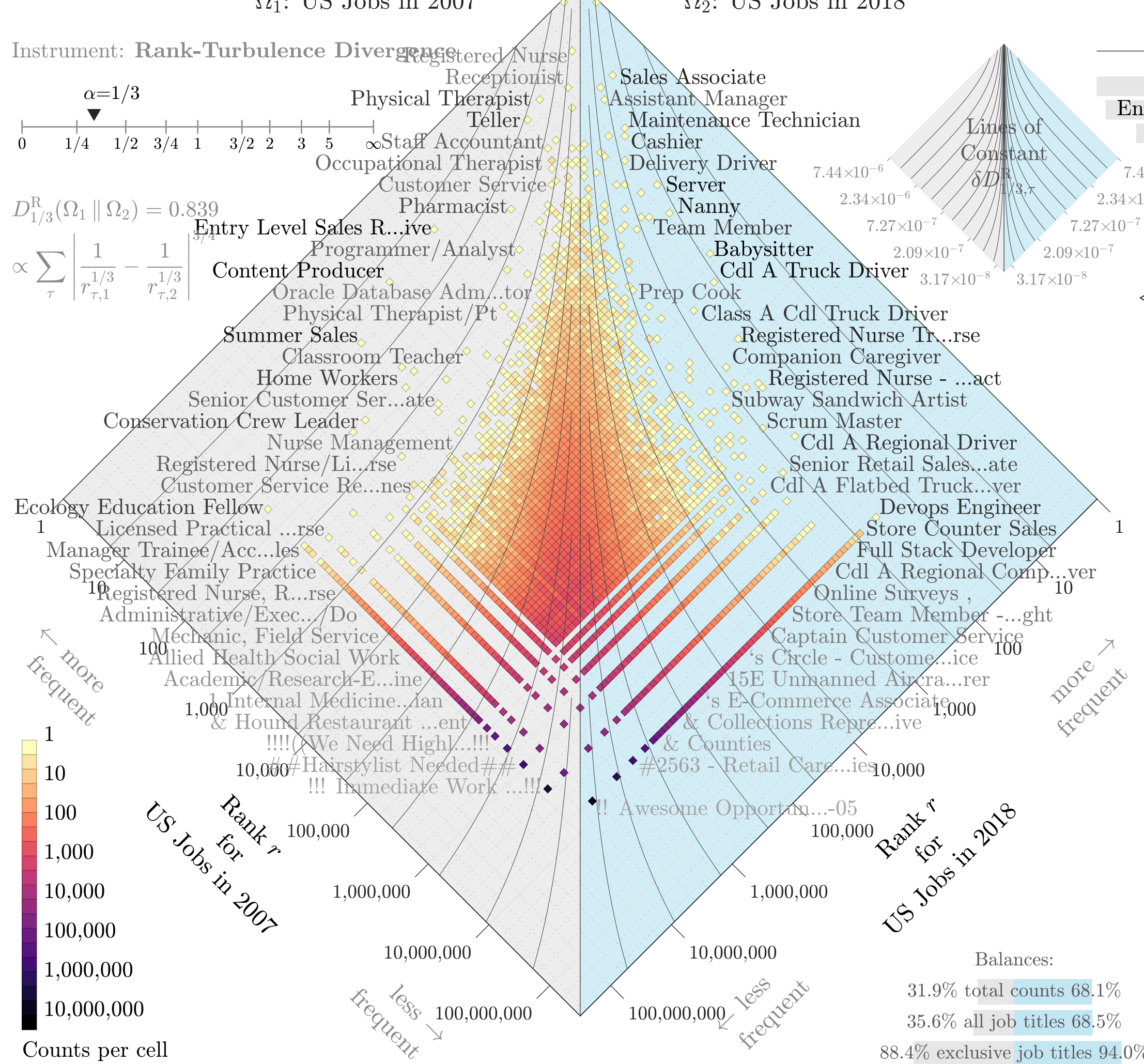
Instrument: Rank-Turbulence Divergence

$\alpha=1/3$



$$D_{1/3}^R(\Omega_1 \parallel \Omega_2) = 0.839$$

$$\propto \sum_{\tau} \left| \frac{1}{r_{\tau,1}^{1/3}} - \frac{1}{r_{\tau,2}^{1/3}} \right|$$



Divergence contribution $\delta D_{1/3,\tau}^R (\times 10^{-4}\%)$								
4	3	2	1	0	1	2	3	4
Content Producer	8	⇒	10,872					
Entry Level Sales Repres...ive	7	⇒	1,605					
Summer Sales	15	⇒	55,737					
Babysitter	1,917	⇒	15					
Server	210	⇒	10					
Cdl A Truck Driver	3,506	⇒	22					
Teller	5	⇒	39					
Nanny	460	⇒	14					
Physical Therapist	4	⇒	21					
Ecology Education Fellow	63	⇒	8,274,344					
Sales Associate	11	⇒	3					
Registered Nurse Travel Nurse	15,868	⇒	45					
Home Workers	54	⇒	44,002					
Conservation Crew Leader	64	⇒	228,167					
Diversity Intern	70	⇒	358,560					
Registered Nurse - Contract	64,356	⇒	64					
Dishwasher	176	⇒	16					
Host	60,346	⇒	69					
Maintenance Technician	35	⇒	7					
Cashier	44	⇒	8					
Environmental Educator	69	⇒	37,691					
Devops Engineer	6,659,873	⇒	98					
Pharmacist	21	⇒	265					
Administrative Assistant	1	⇒	2					
Customer Service Represe...ive	2	⇒	1					
Pharmacists	82	⇒	60,215					
Cdl A Regional Driver	333,296	⇒	99					
Class A Cdl Truck Driver	4,501	⇒	57					
Team Member	318	⇒	25					
Cdl	50,935	⇒	91					
Companion Caregiver	24,161	⇒	95					
Warehouse Associate	252	⇒	26					
Delivery Driver	67	⇒	13					
Store Counter Sales	6,659,873	⇒	162					
Data Scientist	6,659,873	⇒	163					
Hands-On Care	6,659,873	⇒	167					
Barista	36,157	⇒	116					
Physical Therapist Pt , In	6,659,873	⇒	179					
Occupational Therapist Ot , In	6,659,873	⇒	182					
Scrum Master	147,040	⇒	154					

Balances:
 31.9% total counts 68.1%
 35.6% all job titles 68.5%
 88.4% exclusive job titles 94.0%

47.2%—52.8%